



Location: MA1w - International Finance Centre (Western Wing)

Report on 24-hour TSP monitoring

Action Level ($\mu\text{g}/\text{m}^3$) - 173.4Limit Level ($\mu\text{g}/\text{m}^3$) - 260

Date	Sampling Time	Weather Condition	Filter paper no.	Filter Weight, g		Elapse Time, hr		Sampling Time, hr	Flow Rate, m^3/min			Total Volume, m^3	TSP Level, $\mu\text{g}/\text{m}^3$
				Initial	Final	Initial	Final		Initial, Q_{si}	Final, Q_{sf}	Average		
30-May-11	08:00	Sunny	000415	2.7476	2.8484	10068.29	10092.29	24.00	1.29	1.29	1.29	1857	54
03-Jun-11	08:00	Fine	000613	2.7812	2.8944	10095.29	10119.29	24.00	1.29	1.29	1.29	1852	61
09-Jun-11	08:00	Sunny	000545	2.7787	2.8319	10122.29	10146.29	24.00	1.28	1.28	1.28	1845	29
15-Jun-11	08:00	Fine	000663	2.8177	2.8640	10149.29	10173.29	24.00	1.30	1.30	1.30	1872	25
22-Jun-11	08:00	Fine	000464	2.7353	2.8054	10176.29	10200.29	24.00	1.23	1.23	1.23	1770	40
27-Jun-11	08:00	Cloudy	000750	2.8093	2.9084	10203.28	10227.28	24.00	1.28	1.28	1.28	1846	54

Report on 1-hour TSP monitoring

Action Level ($\mu\text{g}/\text{m}^3$) - 325.1Limit Level ($\mu\text{g}/\text{m}^3$) - 500

Date	Sampling Time	Weather Condition	Filter paper no.	Filter Weight, g		Elapse Time, hr		Sampling Time, hr	Flow Rate, m^3/min			Total Volume, m^3	TSP Level, $\mu\text{g}/\text{m}^3$
				Initial	Final	Initial	Final		Initial, Q_{si}	Final, Q_{sf}	Average		
31-May-11	09:33	Sunny	000462	2.7667	2.7811	10092.29	10093.29	1.00	1.19	1.19	1.19	71	202
31-May-11	13:00	Sunny	000456	2.7700	2.7854	10093.29	10094.29	1.00	1.19	1.19	1.19	71	216
31-May-11	14:55	Sunny	000454	2.7583	2.7724	10094.29	10095.29	1.00	1.19	1.19	1.19	71	198
04-Jun-11	08:34	Sunny	000537	2.8060	2.8138	10119.29	10120.29	1.00	1.18	1.18	1.18	71	110
04-Jun-11	09:43	Sunny	000539	2.7855	2.7916	10120.29	10121.29	1.00	1.18	1.18	1.18	71	86
04-Jun-11	11:00	Sunny	000542	2.7968	2.8043	10121.29	10122.29	1.00	1.18	1.18	1.18	71	106
10-Jun-11	08:25	Sunny	000549	2.8052	2.8135	10146.29	10147.29	1.00	1.18	1.18	1.18	71	117
10-Jun-11	09:38	Sunny	000669	2.8077	2.8132	10147.29	10148.29	1.00	1.18	1.18	1.18	71	78
10-Jun-11	10:50	Sunny	000667	2.8018	2.8072	10148.29	10149.29	1.00	1.18	1.18	1.18	71	76
16-Jun-11	10:00	Fine	000525	2.7744	2.7834	10173.29	10174.29	1.00	1.20	1.20	1.20	72	125
16-Jun-11	11:00	Fine	000527	2.8028	2.8093	10174.29	10175.29	1.00	1.20	1.20	1.20	72	91
16-Jun-11	13:56	Fine	000428	2.7418	2.7460	10175.29	10176.29	1.00	1.20	1.20	1.20	72	59
23-Jun-11	10:00	Cloudy	000571	2.7838	2.7955	10200.29	10201.29	1.00	1.18	1.18	1.18	71	165
23-Jun-11	11:00	Cloudy	000582	2.7938	2.8017	10201.29	10202.29	1.00	1.18	1.18	1.18	71	111
23-Jun-11	13:00	Cloudy	000610	2.7646	2.7715	10202.29	10203.29	1.00	1.18	1.18	1.18	71	97

Due to lack of electricity supply on 21 June 2011. 1-hr and 24-hr TSP monitoring were rescheduled on 22 and 23 June 2011.



Location: MA1e - International Finance Centre (Eastern Wing)

Report on 24-hour TSP monitoring

Action Level ($\mu\text{g}/\text{m}^3$) - 173.4
Limit Level ($\mu\text{g}/\text{m}^3$) - 260

Date	Sampling Time	Weather Condition	Filter paper no.	Filter Weight, g		Elapse Time, hr		Sampling Time, hr	Flow Rate, m^3/min			Total Volume, m^3	TSP Level, $\mu\text{g}/\text{m}^3$
				Initial	Final	Initial	Final		Initial, Q_{si}	Final, Q_{sf}	Average		
30-May-11	08:00	Sunny	000416	2.7609	2.9062	6894.61	6918.61	24.00	1.35	1.35	1.35	1942	75
03-Jun-11	08:00	Fine	000614	2.7912	2.9180	6921.61	6945.61	24.00	1.35	1.35	1.35	1937	65
09-Jun-11	08:00	Sunny	000544	2.7937	2.8477	6948.61	6972.61	24.00	1.34	1.34	1.34	1929	28
15-Jun-11	08:00	Fine	000664	2.8367	2.8911	6975.61	6999.61	24.00	1.38	1.36	1.37	1974	28
21-Jun-11	08:00	Cloudy	000654	2.8274	2.9015	7002.61	7026.61	24.00	1.34	1.37	1.35	1947	38
27-Jun-11	08:00	Cloudy	000750	2.8093	2.9084	7029.60	7053.60	24.00	1.34	1.37	1.35	1947	51

Report on 1-hour TSP monitoring

Action Level ($\mu\text{g}/\text{m}^3$) - 325.1
Limit Level ($\mu\text{g}/\text{m}^3$) - 500

Date	Sampling Time	Weather Condition	Filter paper no.	Filter Weight, g		Elapse Time, hr		Sampling Time, hr	Flow Rate, m^3/min			Total Volume, m^3	TSP Level, $\mu\text{g}/\text{m}^3$
				Initial	Final	Initial	Final		Initial, Q_{si}	Final, Q_{sf}	Average		
31-May-11	09:25	Sunny	000461	2.7629	2.7786	6918.61	6919.61	1.00	1.35	1.35	1.35	81	194
31-May-11	13:00	Sunny	000455	2.7812	2.7970	6919.61	6920.61	1.00	1.35	1.35	1.35	81	195
31-May-11	15:05	Sunny	000453	2.7736	2.7880	6920.61	6921.61	1.00	1.35	1.35	1.35	81	178
04-Jun-11	08:26	Sunny	000536	2.7832	2.7889	6945.61	6946.61	1.00	1.35	1.35	1.35	81	71
04-Jun-11	09:35	Sunny	000538	2.7895	2.7965	6946.61	6947.61	1.00	1.35	1.35	1.35	81	87
04-Jun-11	11:00	Sunny	000543	2.7928	2.7989	6947.61	6948.61	1.00	1.35	1.35	1.35	81	76
10-Jun-11	08:15	Sunny	000548	2.8074	2.8179	6972.61	6973.61	1.00	1.34	1.34	1.34	80	131
10-Jun-11	09:32	Sunny	000670	2.8057	2.8126	6973.61	6974.61	1.00	1.34	1.34	1.34	80	86
10-Jun-11	10:40	Sunny	000668	2.8266	2.8329	6974.61	6975.61	1.00	1.34	1.34	1.34	80	78
16-Jun-11	09:00	Fine	000524	2.7941	2.8016	6999.61	7000.61	1.00	1.17	1.17	1.17	70	107
16-Jun-11	10:00	Fine	000526	2.8151	2.8209	7000.61	7001.61	1.00	1.36	1.36	1.36	81	71
16-Jun-11	13:50	Fine	000255	2.7214	2.7257	7001.61	7002.61	1.00	1.36	1.36	1.36	81	53
22-Jun-11	08:25	Cloudy	000584	2.7695	2.7741	7026.61	7027.61	1.00	1.30	1.30	1.30	78	59
22-Jun-11	09:30	Cloudy	000587	2.7806	2.7868	7027.61	7028.61	1.00	1.34	1.34	1.34	81	77
22-Jun-11	10:40	Cloudy	000583	2.7894	2.7934	7028.61	7029.61	1.00	1.34	1.34	1.34	81	50



Location: CMA1b - Oil St Community Liaison Centre

Report on 24-hour TSP monitoring

Action Level ($\mu\text{g}/\text{m}^3$) - 176.7

Limit Level ($\mu\text{g}/\text{m}^3$) - 260

Date	Sampling Time	Weather Condition	Filter paper no.	Filter Weight, g		Elapse Time, hr		Sampling Time, hr	Flow Rate, m^3/min			Total Volume, m^3	TSP Level, $\mu\text{g}/\text{m}^3$
				Initial	Final	Initial	Final		Initial, Q_{di}	Final, Q_{df}	Average		
30-May-11	08:00	Sunny	000575	2.7908	2.9548	9347.63	9371.63	24.00	1.21	1.21	1.21	1745	94
03-Jun-11	08:00	Fine	000487	2.7850	2.9701	9374.63	9398.63	24.00	1.19	1.19	1.19	1707	108
09-Jun-11	08:00	Sunny	000515	2.7713	2.8694	9401.63	9425.63	24.00	1.18	1.18	1.18	1701	58
15-Jun-11	08:00	Fine	000603	2.7542	2.8704	9428.63	9452.63	24.00	1.20	1.20	1.20	1725	67
21-Jun-11	08:00	Cloudy	000421	2.7724	2.8879	9455.63	9479.63	24.00	1.20	1.21	1.20	1735	67
27-Jun-11	08:00	Fine	000729	2.7905	2.9272	9482.73	9506.73	24.00	1.16	1.16	1.16	1670	82

Report on 1-hour TSP monitoring

Action Level ($\mu\text{g}/\text{m}^3$) - 320.1

Limit Level ($\mu\text{g}/\text{m}^3$) - 500

Date	Sampling Time	Weather Condition	Filter paper no.	Filter Weight, g		Elapse Time, hr		Sampling Time, hr	Flow Rate, m^3/min			Total Volume, m^3	TSP Level, $\mu\text{g}/\text{m}^3$
				Initial	Final	Initial	Final		Initial, Q_{di}	Final, Q_{df}	Average		
31-May-11	09:00	Sunny	000481	2.8135	2.8263	9371.63	9372.63	1.00	1.21	1.21	1.21	73	176
31-May-11	10:00	Sunny	000485	2.7786	2.7968	9372.63	9373.63	1.00	1.21	1.21	1.21	73	250
31-May-11	13:00	Sunny	000504	2.8156	2.8284	9373.63	9374.63	1.00	1.21	1.21	1.21	73	176
04-Jun-11	08:25	Sunny	000679	2.8066	2.8130	9398.63	9399.63	1.00	1.21	1.21	1.21	73	88
04-Jun-11	09:32	Sunny	000677	2.8145	2.8215	9399.63	9400.63	1.00	1.21	1.21	1.21	73	97
04-Jun-11	10:40	Sunny	000675	2.8033	2.8132	9400.63	9401.63	1.00	1.21	1.21	1.21	73	136
10-Jun-11	09:00	Sunny	000608	2.7618	2.7657	9425.63	9426.63	1.00	1.20	1.20	1.20	72	54
10-Jun-11	10:00	Sunny	000605	2.7794	2.7842	9426.63	9427.63	1.00	1.20	1.20	1.20	72	66
10-Jun-11	11:00	Sunny	000606	2.7722	2.7773	9427.63	9428.63	1.00	1.20	1.20	1.20	72	71
16-Jun-11	08:30	Fine	000637	2.7646	2.7734	9452.63	9453.63	1.00	1.20	1.20	1.20	72	123
16-Jun-11	09:55	Fine	000516	2.7912	2.7975	9453.63	9454.63	1.00	1.22	1.20	1.21	73	87
16-Jun-11	13:00	Fine	000517	2.7829	2.7892	9454.63	9455.63	1.00	1.22	1.20	1.21	73	87
22-Jun-11	08:55	Cloudy	000723	2.8110	2.8238	9479.63	9480.63	1.00	1.21	1.18	1.20	72	179
22-Jun-11	10:00	Cloudy	000727	2.8067	2.8119	9480.63	9481.63	1.00	1.21	1.16	1.18	71	73
22-Jun-11	13:00	Cloudy	000731	2.7984	2.8071	9481.63	9482.63	1.00	1.18	1.16	1.17	70	124

Location: CMA2a - Causeway Bay Community Centre

Report on 24-hour TSP monitoring

Action Level ($\mu\text{g}/\text{m}^3$) - 169.5

Limit Level ($\mu\text{g}/\text{m}^3$) - 260

Date	Sampling Time	Weather Condition	Filter paper no.	Filter Weight, g		Elapse Time, hr		Sampling Time, hr	Flow Rate, m^3/min			Total Volume, m^3	TSP Level, $\mu\text{g}/\text{m}^3$
				Initial	Final	Initial	Final		Initial, Q_{si}	Final, Q_{sf}	Average		
30-May-11	08:00	Sunny	000474	2.7821	2.9493	13825.89	13849.89	24.00	1.51	1.51	1.51	2180	77
03-Jun-11	08:00	Fine	000506	2.8018	2.9383	13852.89	13876.89	24.00	1.49	1.49	1.49	2141	64
09-Jun-11	08:00	Sunny	000674	2.8172	2.8741	13879.89	13903.89	24.00	1.48	1.48	1.48	2134	27
15-Jun-11	08:00	Fine	000604	2.7766	2.8340	13906.89	13930.89	24.00	1.52	1.52	1.52	2194	26
21-Jun-11	08:00	Cloudy	000519	2.7845	2.8664	13933.89	13957.89	24.00	1.46	1.46	1.46	2101	39
27-Jun-11	08:00	Fine	000788	2.8191	2.8789	13960.90	13984.90	24.00	1.46	1.46	1.46	2098	29

Report on 1-hour TSP monitoring

Action Level ($\mu\text{g}/\text{m}^3$) - 323.4

Limit Level ($\mu\text{g}/\text{m}^3$) - 500

Date	Sampling Time	Weather Condition	Filter paper no.	Filter Weight, g		Elapse Time, hr		Sampling Time, hr	Flow Rate, m^3/min			Total Volume, m^3	TSP Level, $\mu\text{g}/\text{m}^3$
				Initial	Final	Initial	Final		Initial, Q_{si}	Final, Q_{sf}	Average		
31-May-11	09:15	Sunny	000482	2.7859	2.7982	13849.89	13850.89	1.00	1.51	1.51	1.51	91	135
31-May-11	10:25	Sunny	000458	2.7702	2.7863	13850.89	13851.89	1.00	1.51	1.51	1.51	91	177
31-May-11	13:00	Sunny	000514	2.7867	2.8016	13851.89	13852.89	1.00	1.51	1.51	1.51	91	164
04-Jun-11	08:35	Fine	000680	2.8097	2.8172	13876.89	13877.89	1.00	1.51	1.51	1.51	91	83
04-Jun-11	09:40	Fine	000678	2.7781	2.7837	13877.89	13878.89	1.00	1.51	1.51	1.51	91	62
04-Jun-11	11:00	Fine	000676	2.8096	2.8148	13878.89	13879.89	1.00	1.51	1.51	1.51	91	57
10-Jun-11	09:10	Fine	000607	2.7735	2.7775	13903.89	13904.89	1.00	1.51	1.51	1.51	90	44
10-Jun-11	10:10	Fine	000596	2.7907	2.7958	13904.89	13905.89	1.00	1.51	1.51	1.51	90	56
10-Jun-11	13:00	Fine	000595	2.7695	2.7731	13905.89	13906.89	1.00	1.51	1.51	1.51	90	40
16-Jun-11	08:20	Fine	000588	2.7629	2.7678	13930.89	13931.89	1.00	1.28	1.28	1.28	77	64
16-Jun-11	09:45	Fine	000554	2.7742	2.7817	13931.89	13932.89	1.00	1.47	1.50	1.49	89	84
16-Jun-11	13:00	Fine	000673	2.8170	2.8219	13932.89	13933.89	1.00	1.38	1.43	1.40	84	58
22-Jun-11	09:15	Cloudy	000725	2.7976	2.8029	13957.89	13958.89	1.00	1.56	1.56	1.56	93	57
22-Jun-11	11:00	Cloudy	000730	2.7883	2.7939	13958.89	13959.89	1.00	1.46	1.48	1.47	88	63
22-Jun-11	13:00	Cloudy	000724	2.8258	2.8309	13959.89	13960.89	1.00	1.46	1.48	1.47	88	58



Location: CMA4a - SPCA

Report on 24-hour TSP monitoring
Action Level ($\mu\text{g}/\text{m}^3$) - 171.2
Limit Level ($\mu\text{g}/\text{m}^3$) - 260

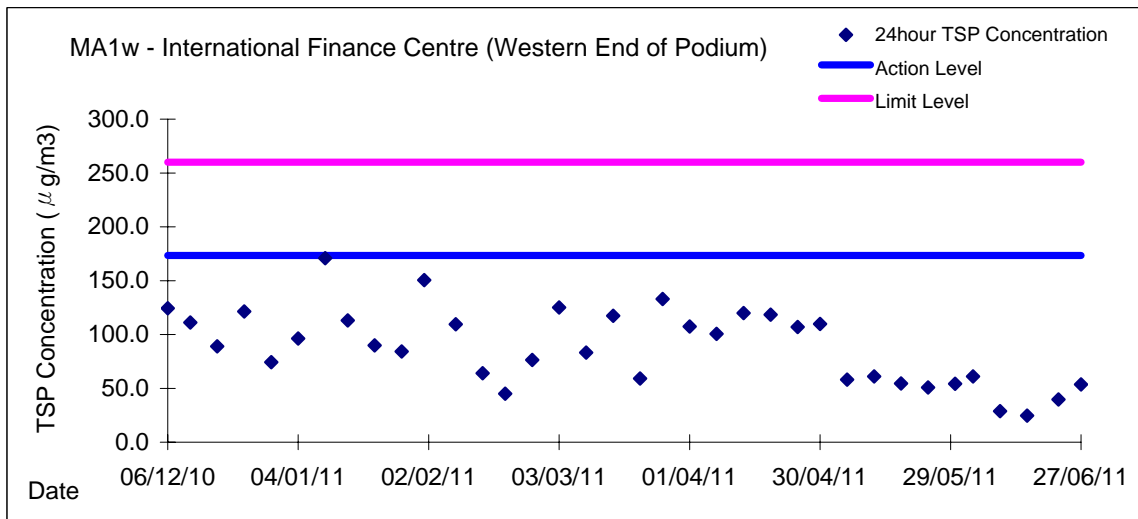
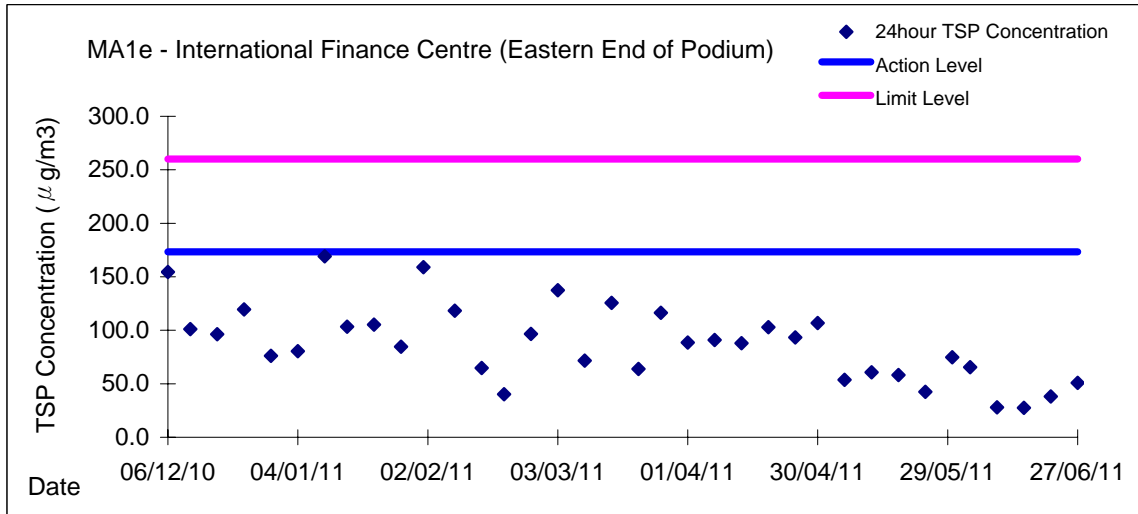
Date	Sampling Time	Weather Condition	Filter paper no.	Filter Weight, g		Elapse Time, hr		Sampling Time, hr	Flow Rate, m^3/min			Total Volume, m^3	TSP Level, $\mu\text{g}/\text{m}^3$
				Initial	Final	Initial	Final		Initial, Q_{si}	Final, Q_{sf}	Average		
30-May-11	08:00	Sunny	000417	2.7520	2.8889	13213.52	13237.52	24.00	1.15	1.15	1.15	1651	83
03-Jun-11	08:00	Fine	000612	2.7785	2.8989	13240.52	13264.52	24.00	1.09	1.09	1.09	1574	77
09-Jun-11	08:00	Sunny	000546	2.7989	2.8493	13267.52	13291.52	24.00	1.09	1.09	1.09	1567	32
15-Jun-11	08:00	Fine	000662	2.7876	2.8737	13294.52	13318.52	24.00	1.10	1.10	1.10	1590	54
21-Jun-11	08:00	Cloudy	000652	2.8151	2.8813	13321.52	13345.52	24.00	1.09	1.09	1.09	1569	42
27-Jun-11	08:00	Cloudy	000713	2.7740	2.8933	13348.50	13372.50	24.00	1.09	1.09	1.09	1569	76

Report on 1-hour TSP monitoring
Action Level ($\mu\text{g}/\text{m}^3$) - 312.5
Limit Level ($\mu\text{g}/\text{m}^3$) - 500

Date	Sampling Time	Weather Condition	Filter paper no.	Filter Weight, g		Elapse Time, hr		Sampling Time, hr	Flow Rate, m^3/min			Total Volume, m^3	TSP Level, $\mu\text{g}/\text{m}^3$
				Initial	Final	Initial	Final		Initial, Q_{si}	Final, Q_{sf}	Average		
31-May-11	08:35	Sunny	000479	2.8146	2.8227	13237.52	13238.52	1.00	1.15	1.15	1.15	69	118
31-May-11	09:50	Sunny	000480	2.8138	2.8255	13238.52	13239.52	1.00	1.15	1.15	1.15	69	170
31-May-11	11:00	Sunny	000457	2.7733	2.7866	13239.52	13240.52	1.00	1.15	1.15	1.15	69	193
04-Jun-11	09:15	Sunny	000484	2.7992	2.8080	13264.52	13265.52	1.00	1.09	1.09	1.09	66	134
04-Jun-11	10:20	Sunny	000540	2.7856	2.7926	13265.52	13266.52	1.00	1.09	1.09	1.09	66	107
04-Jun-11	13:00	Sunny	000622	2.7930	2.7974	13266.52	13267.52	1.00	1.09	1.09	1.09	66	67
10-Jun-11	08:55	Sunny	000628	2.7864	2.7905	13291.52	13292.52	1.00	1.09	1.09	1.09	65	63
10-Jun-11	10:05	Sunny	000632	2.7847	2.7919	13292.52	13293.52	1.00	1.09	1.09	1.09	65	110
10-Jun-11	13:00	Sunny	000666	2.8133	2.8170	13293.52	13294.52	1.00	1.09	1.09	1.09	65	57
16-Jun-11	09:12	Fine	000659	2.8120	2.8184	13318.52	13319.52	1.00	1.26	1.26	1.26	75	85
16-Jun-11	13:00	Fine	000657	2.8169	2.8229	13319.52	13320.52	1.00	1.26	1.26	1.26	75	80
16-Jun-11	14:38	Fine	000656	2.7863	2.7888	13320.52	13321.52	1.00	1.26	1.26	1.26	75	33
22-Jun-11	10:20	Cloudy	000717	2.7887	2.7925	13345.52	13346.52	1.00	1.14	1.12	1.13	68	56
22-Jun-11	13:00	Cloudy	000709	2.7654	2.7700	13346.52	13347.52	1.00	1.09	1.09	1.09	65	70
22-Jun-11	14:28	Cloudy	000716	2.7572	2.7615	13347.52	13348.52	1.00	1.04	1.04	1.04	62	69

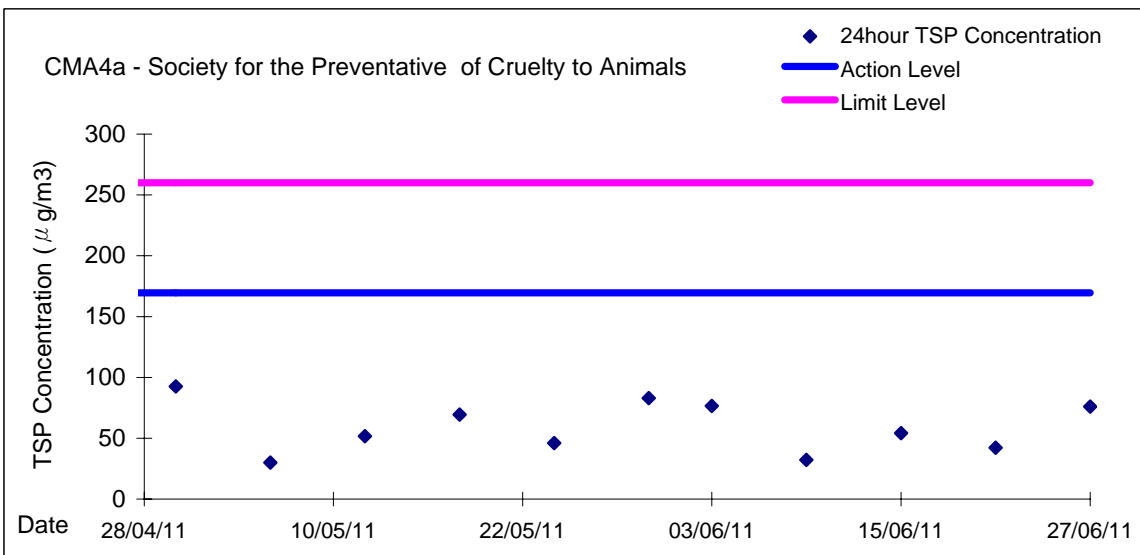
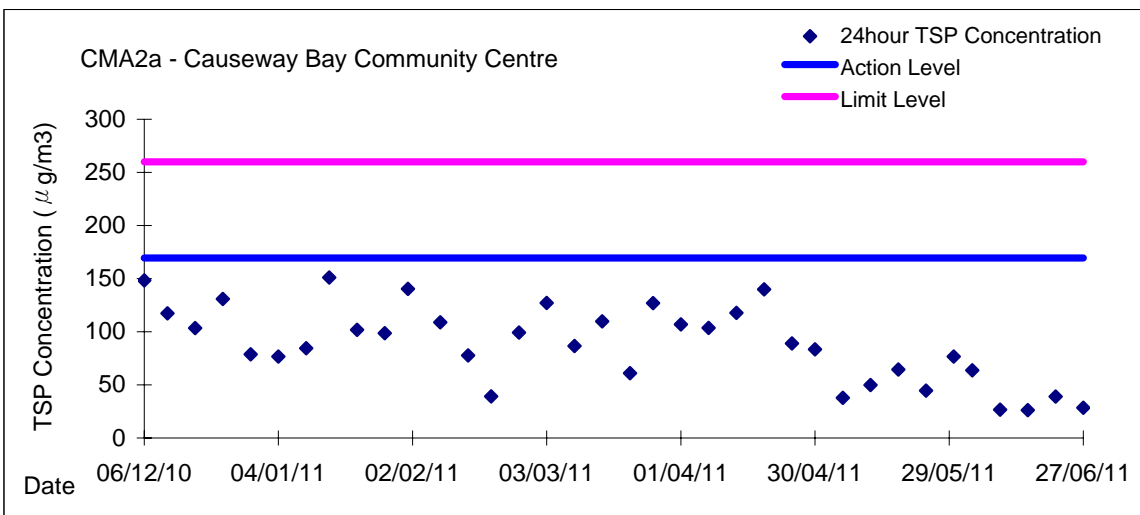
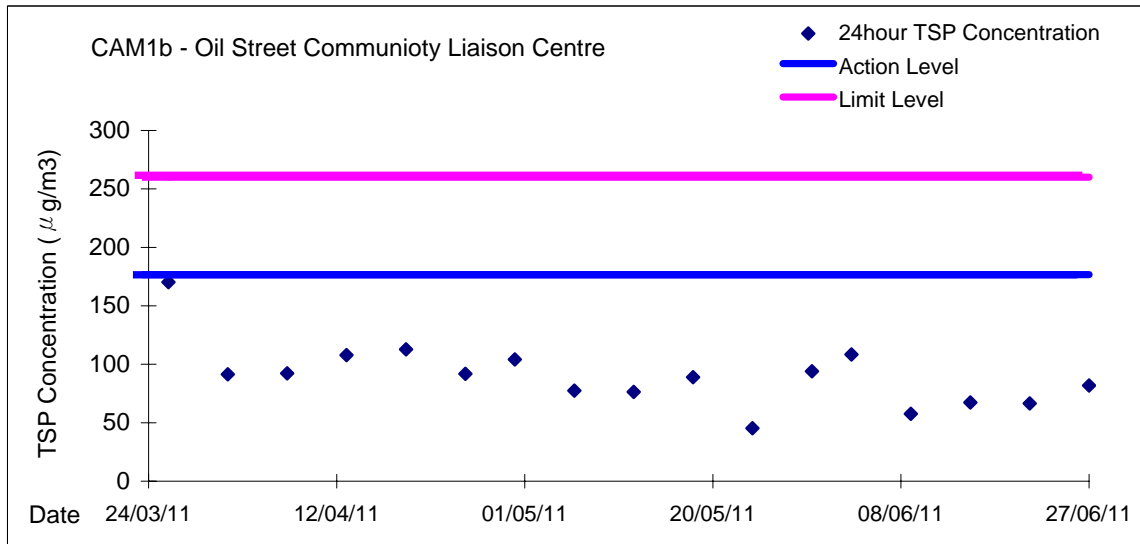


Graphic Presentation of 24 hour TSP Result



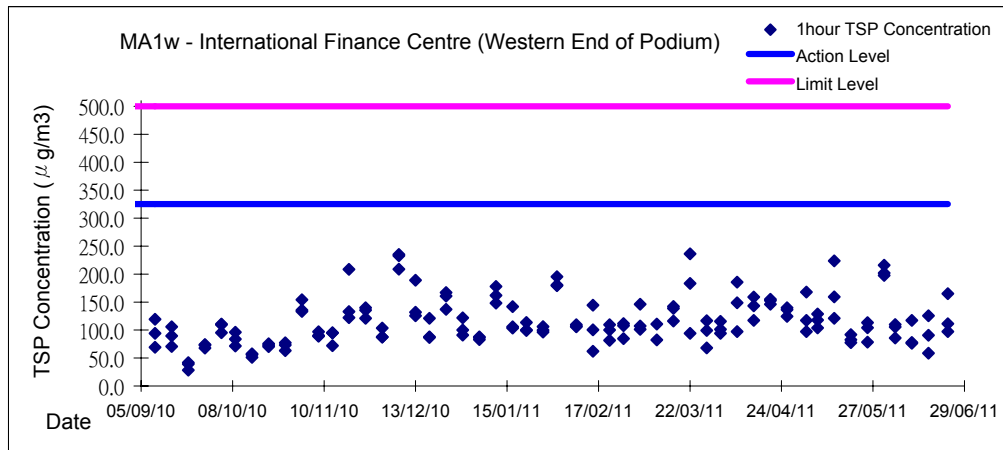
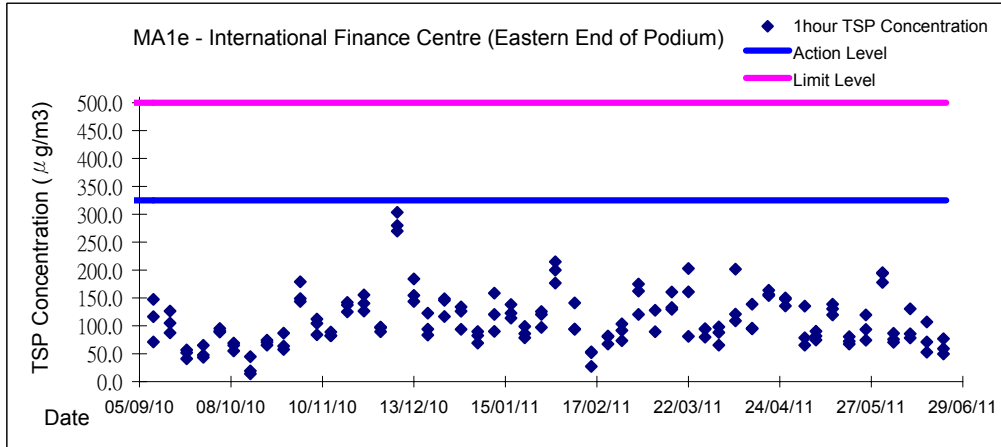


Graphic Presentation of 24 hour TSP Result





Graphic Presentation of 1 hour TSP Result





Graphic Presentation of 1 hour TSP Result

